

Hexagon socket button head screws

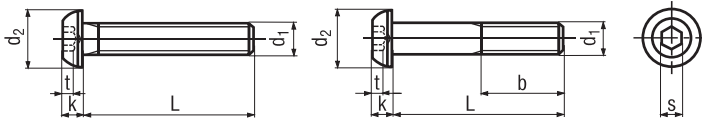
partially / fully threaded

Tornillos de cabeza cilíndrica bombeada con hueco hexagonal

total / parcialmente roscados

内六角钮扣头螺丝

部分螺纹 / 全螺纹



ISO 7380	010.9 / 10.9 012.9 / 12.9
Steel 010.9 / 10.9 012.9 / 12.9 Acero 010.9 / 10.9 012.9 / 12.9	
<ul style="list-style-type: none"> ■ black / negro ■ zincflake coated / láminas de zinc 	

10.9 / 12.9 At manufacturer's option /
The head marking is determining

Dependiendo del fabricante /
La marca de la cabeza es determinante

d1	M2 ¹⁾	M2,5 ¹⁾	M3	M4	M5	M6	M8	M10	M12
d2 max.	3,5	4,5	5,7	7,6	9,5	10,5	14	17,5	21
b = 2 x d1 + 12	16	17	18	20	22	24	28	32	36
k max.	1,3	1,5	1,65	2,2	2,75	3,3	4,4	5,5	6,6
s	1,3	1,5	2	2,5	3	4	5	6	8
t min.	0,6	0,8	1,04	1,3	1,56	2,08	2,6	3,12	4,16
L ≤	16	16	16	22	22	22	25	30	35
L >	16	16	16	22	22	22	25	30	35

1) Not included in ISO 7380 / No incluido en ISO 7380
2) The partially threaded version can not always be guaranteed. / La versión parcialmente roscada no puede garantizarse siempre.



Fasteners to the given specification have a reduced loadability due to the head geometry according to ISO 898-1. Take tightening torques into account!

Según ISO 898-1, los elementos de fijación con las especificaciones señaladas poseen una capacidad de carga reducida debido a la geometría de la cabeza.

¡ Deben tenerse en cuenta los pares de apriete!

BN 19		■			d1	L	■ / ■		d1	L	■ / ■				
M2	3	●	100	M3	12	●	100	M6	(14)	●	100	M8	10	●	100
	4	●	100		(14)	●	100		16	●	100				
	5	●	100		16	●	100		(18)	●	100				
	6	●	100		M4	6	●		100	20	●		100		
	8	●	100			8	●		100	(22)	●		100		
	10	●	100			10	●		100	M10	16		●	100	
	12	●	100			12	●		100		(18)		●	100	
	(14)	●	100		(14)	●	100		20		●		100		
16	●	100	16	●	100	25	●	100							
M2,5	3	●	100	M5	6	●	100	M12	20	●	100	M12	20	●	100
	4	●	100		8	●	100		25	●	100				
	5	●	100		10	●	100		M10	16	●		100		
	6	●	100		12	●	100			(18)	●		100		
	8	●	100		(14)	●	100			20	●		100		
	10	●	100		16	●	100			25	●		100		
M3	5	●	100	M6	8	●	100	30	●	100	M12	20	●	100	
	6	●	100		10	●	100	35	●	100					
	8	●	100		12	●	100	M12	20	●		100			
	10	●	100						25	●		100			

Hexagon socket button head screws

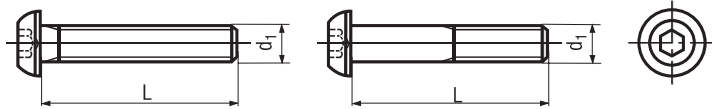
partially / fully threaded


Tornillos de cabeza cilíndrica bombeada con hueco hexagonal

total / parcialmente roscados

内六角钮扣头螺丝

部分螺纹 / 全螺纹



ISO 7380	010.9 / 10.9
	012.9 / 12.9
	
Steel 010.9 / 10.9 012.9 / 12.9	
Acero 010.9 / 10.9 012.9 / 12.9	
■ black / negro ■ zincflake coated / láminas de zinc	

10.9 / 12.9 At manufacturer's option /
The head marking is determining

Dependiendo del fabricante /
La marca de la cabeza es
determinante

BN 19				■	■■■■■■■■■■										
d ₁	L	■ / ■	■	d ₁	L	■ / ■	■	d ₁	L	■ / ■	■	d ₁	L	■ / ■	■
M2,5	20	●	100	M6	25	●	100	M8	50	●	100	M10	35	●	100
M3	20	●	100		30	●	100		55	●	100		40	●	100
	25	●	100		35	●	100		60	●	100		45	●	100
M4	25	●	100		40	●	100			●	100		50	●	100
	30	●	100		45	●	100			●	100		55	●	100
	35	●	100		50	●	100			●	100		60	●	100
	40	●	100		55	●	100			●	100			●	100
M5	25	●	100		60	●	100			●	100			●	100
	30	●	100	M8	30	●	100	M12	40	●	100			●	100
	35	●	100		35	●	100		45	●	100			●	100
	40	●	100		40	●	100		50	●	100			●	100
	45	●	100		45	●	100		60	●	100			●	100

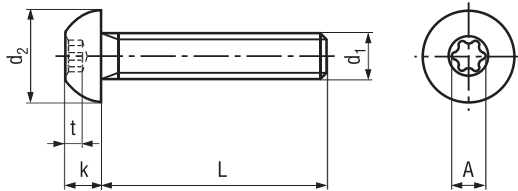
BN 13255				■	■■■■■■■■■■										
d ₁	L	■ / ■	■	d ₁	L	■ / ■	■	d ₁	L	■ / ■	■	d ₁	L	■ / ■	■
M3	6	●	100	M5	6	●	100	M6	20	●	100	M8	10	●	100
	8	●	100		8	●	100		12	●	100		12	●	100
	10	●	100		10	●	100		16	●	100		16	●	100
	12	●	100		12	●	100		20	●	100		20	●	100
	16	●	100		(14)	●	100		25	●	100		25	●	100
M4	6	●	100		16	●	100			●	100	M10	16	●	100
	8	●	100		20	●	100			●	100		20	●	100
	10	●	100	M6	10	●	100			●	100		25	●	100
	12	●	100		12	●	100			●	100		30	●	100
	16	●	100		16	●	100			●	100			●	100


BN 13255				■	■■■■■■■■■■										
d ₁	L	■ / ■	■	d ₁	L	■ / ■	■	d ₁	L	■ / ■	■	d ₁	L	■ / ■	■
M5	25	●	100	M6	35	●	100	M8	35	●	100	M10	35	●	100
	30	●	100		40	●	100		40	●	100		40	●	100
M6	25	●	100		45	●	100			●	100			●	100
	30	●	100	M8	30	●	100			●	100			●	100

Hexalobular socket button head screws


Tornillos de cabeza redondeada con hueco hexalobular

梅花槽钮扣头螺丝



BN 6404	08.8 / 8.8
~ISO 7380	
	
Steel 08.8 / 8.8 Acero 08.8 / 8.8	
■ zinc plated blue / cincado pasivado azul	

08.8 / 8.8: The head marking is determining
La marca de la cabeza es determinante

d ₁	M2	M2,5	M3	M4	M5	M6	M8
d ₂ max.	3,5	4,7	5,7	7,6	9,5	10,5	14
k max.	1,3	1,5	1,65	2,2	2,75	3,3	4,4
	X6	X8	X10	X20	X25	X30	X40
t max.	0,8	0,92	1	1,4	1,6	1,9	2,6
A~	2	2,4	2,8	3,9	4,5	5,6	6,8



Fasteners to the given specification have a reduced loadability due to the head geometry according to ISO 898-1.
Take tightening torques into account!

Según ISO 898-1, los elementos de fijación con las especificaciones señaladas poseen una capacidad de carga reducida debido a la geometría de la cabeza.

¡ Deben tenerse en cuenta los pares de apriete!



Hexalobular socket pan head screws eco-fix: BN 5128 / CG 5

Tornillos con cabeza cilíndrica redondeada y hueco hexalobular eco-fix: BN 5128 / GC 5

BN 6404		■																
d ₁	L	☐ / ☐	☐	d ₁	L	☐ / ☐	☐	d ₁	L	☐ / ☐	☐	d ₁	L	☐ / ☐	☐			
M2	3	●	100	M3	30	●	100	M5	45	●	100	M6	8	●	100			
	4	●	100		M4	5	●		100	M6	10		●	100	M8	10	●	100
	5	●	100			6	●		100		12		●	100		12	●	100
	6	●	100			8	●		100		14		●	100		16	●	100
	8	●	100			10	●		100		20		●	100		20	●	100
	10	●	100			12	●		100		25		●	100		25	●	100
	12	●	100			14	●		100		30		●	100		30	●	100
M2,5	4	●	100	M5	16	●	100	M8	10	●	100	M8	10	●	100			
	5	●	100		M4	20	●		100	M6	12		●	100	M8	12	●	100
	6	●	100			25	●		100		14		●	100		16	●	100
	8	●	100			30	●		100		20		●	100		20	●	100
	10	●	100			35	●		100		25		●	100		25	●	100
	12	●	100			40	●		100		30		●	100		30	●	100
	16	●	100			M5	40		●		100		35	●		100	35	●
M3	4	●	100	6	●		100	40	●	100	40	●	100					
	5	●	100	8	●	100	M8	16	●	100	M8	16	●	100				
	6	●	100	10	●	100		20	●	100		20	●	100				
	8	●	100	12	●	100		25	●	100		25	●	100				
	10	●	100	14	●	100		30	●	100		30	●	100				
	12	●	100	16	●	100		35	●	100		35	●	100				
16	●	100	20	●	100	40		●	100	40		●	100					
20	●	100	M5	25	●	100	M8	50	●	100	M8	50	●	100				
25	●	100		30	●	100		50	●	100		50	●	100				
				40	●	100												