

## Cross recessed pan head tapping screws

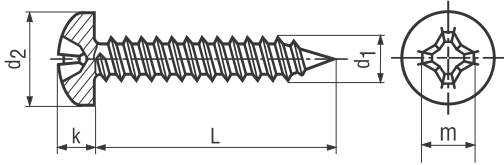
Phillips H, with cone end type C

## Tornillos autorroscantes de cabeza cilíndrica redondeada

con hueco cruciforme Phillips tipo H y extremo cónico tipo C

## 十字槽盘头自攻螺钉

带自攻尾 (C型尾)



DIN 7981 C

~ISO 7049



○ A2

DIN 7981: Standard withdrawn  
Estándar descatálogo

d <sub>1</sub>	ST2,2	ST2,9	ST3,5	(ST3,9)	ST4,2	ST4,8	ST5,5	ST6,3
d <sub>2</sub> max.	4,2	5,6	6,9	7,5	8,2	9,5	10,8	12,5
k max.	1,8	2,2	2,6	2,8	3,05	3,55	3,95	4,55
Phillips	1	1	2	2	2	2	3	3
m ~	2,6	3	4,2	4,4	4,6	5	6,5	7,1

BN 695				○ A2							
d <sub>1</sub>	L			d <sub>1</sub>	L			d <sub>1</sub>	L		
ST2,2	6,5	●	100	(ST3,9)	22	●	100	ST4,8	60	●	100
	9,5	●	100		25	●	100		70	●	100
	13	●	100		32	●	100		80	●	100
	16	●	100		ST5,5	38	●	100	13	●	100
	19	●	100			45	●	100	16	●	100
ST2,9	6,5	●	100	ST4,2	9,5	●	100	19	●	100	
	9,5	●	100		13	●	100	22	●	100	
	13	●	100		16	●	100	25	●	100	
	16	●	100		19	●	100	32	●	100	
	19	●	100		22	●	100	38	●	100	
	22	●	100		25	●	100	45	●	100	
	25	●	100		32	●	100	50	●	100	
ST3,5	6,5	●	100	38	●	100	ST6,3	13	●	100	
	9,5	●	100	45	●	100		16	●	100	
	13	●	100	50	●	100		19	●	100	
	16	●	100	60	●	100		22	●	100	
	19	●	100	70	●	100		25	●	100	
	22	●	100	ST4,8	9,5	●		100	32	●	100
	25	●	100		13	●		100	38	●	100
	32	●	100		16	●		100	45	●	100
38	●	100	19		●	100	50	●	100		
45	●	100	22	●	100	60	●	100			
(ST3,9)	6,5	●	100	25	●	100	70	●	100		
	9,5	●	100	32	●	100	80	●	100		
	13	●	100	38	●	100					
	16	●	100	45	●	100					
	19	●	100	50	●	100					

## Cross recessed pan head tapping screws

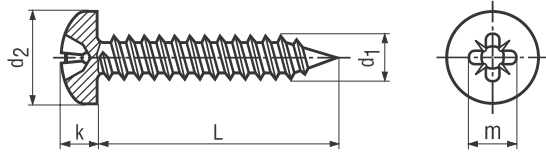
Pozidriv Z, with cone end type C


## Tornillos autorroscantes de cabeza cilíndrica redondeada

con hueco cruciforme Pozidriv tipo Z y extremo cónico tipo C

## 十字槽 (Z型) 盘头自攻螺钉










带自攻尾 (C型尾)












d <sub>1</sub>	ST2,2	ST2,9	ST3,5	(ST3,9)	ST4,2	ST4,8	ST 5,5	ST 6,3
d <sub>2</sub> max.	4,2	5,6	6,9	7,5	8,2	9,5	10,8	12,5
k max.	1,8	2,2	2,6	2,8	3,05	3,55	3,95	4,55
 Pozidriv	1	1	2	2	2	2	3	3
m ~	2,4	2,9	3,9	4,1	4,3	4,7	6,2	6,7



Screwdriver Bits 1/4": BN 31514 and BN 31516 / CG 1  
Puntas de destornillador 1/4": BN 31514 y BN 31516 / GC 1

BN 14063				○ A2							
d <sub>1</sub>	L	 / 		d <sub>1</sub>	L	 / 		d <sub>1</sub>	L	 / 	
ST2,2	6,5	●	100	ST3,5	13	●	100	ST4,8	9,5	●	100
	9,5	●	100		16	●	100		13	●	100
ST2,9	6,5	●	100	ST4,2	19	●	100	16	●	100	
	9,5	●	100		9,5	●	100	19	●	100	
	13	●	100		13	●	100	25	●	100	
	16	●	100		16	●	100	32	●	100	
ST3,5	19	●	100	19	●	100	38	●	100		
	6,5	●	100	25	●	100					
	9,5	●	100	32	●	100					

BN 13259				● A4								
d <sub>1</sub>	L	 / 		d <sub>1</sub>	L	 / 		d <sub>1</sub>	L	 / 		
ST2,2	6,5	●	100	(ST3,9)	22	●	100	ST4,8	80	●	100	
	9,5	●	100		25	●	100		ST5,5	13	●	100
	13	●	100		32	●	100			16	●	100
	16	●	100		38	●	100			19	●	100
ST2,9	19	●	100	ST4,2	9,5	●	100	22	●	100		
	6,5	●	100		13	●	100	25	●	100		
	9,5	●	100		16	●	100	32	●	100		
	13	●	100		19	●	100	38	●	100		
	16	●	100		22	●	100	45	●	100		
	19	●	100		25	●	100	50	●	100		
	22	●	100		32	●	100	60	●	100		
	25	●	100		38	●	100	70	●	100		
ST3,5	6,5	●	100	45	●	100	80	●	100			
	9,5	●	100	50	●	100	ST6,3	13	●	100		
	13	●	100	ST4,8	13	●		100	16	●	100	
	16	●	100		16	●		100	19	●	100	
	19	●	100		19	●		100	22	●	100	
	22	●	100		22	●		100	25	●	100	
	25	●	100		25	●		100	32	●	100	
	32	●	100		32	●		100	38	●	100	
38	●	100	38		●	100		45	●	100		
(ST3,9)	9,5	●	100		45	●	100	50	●	100		
	13	●	100	50	●	100	60	●	100			
	16	●	100	60	●	100						
	19	●	100	70	●	100						

## Cross recessed pan head tapping screws

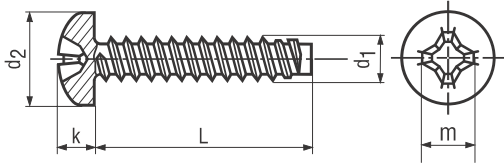
Phillips H, with flat end type F

## Tornillos autorroscantes de cabeza cilíndrica redondeada

con hueco cruziforme Phillips tipo H y extremo plano tipo F

## 十字槽盘头自攻螺钉

带平尾 (F型尾)



d <sub>1</sub>	ST2,2	ST2,9	ST3,5	(ST3,9)	ST4,2
d <sub>2</sub> max.	4,2	5,6	6,9	7,5	8,2
k max.	1,8	2,2	2,6	2,8	3,05
Phillips	1	1	2	2	2
m ~	2,6	3	4,2	4,4	4,6



Mechanical properties, Chemical composition, Tightening torques, etc.  
Propiedades mecánicas, composición química, etc.



Screwdriver Bits 1/4": BN 31515 and BN 10639 / CG 1  
Puntas de destornillador 1/4": BN 31515 y 10639 / GC 1

BN 1432				○ A2							
d <sub>1</sub>	L			d <sub>1</sub>	L			d <sub>1</sub>	L		
ST2,2	6,5	●	100	ST3,5	13	●	100	(ST3,9)	22	●	100
	9,5	●	100		16	●	100		25	●	100
	13	●	100		19	●	100	ST4,2	9,5	●	100
	16	●	100		22	●	100		13	●	100
ST2,9	6,5	●	100	25	●	100	(ST3,9)	16	●	100	
	9,5	●	100	9,5	●	100		19	●	100	
	13	●	100	13	●	100		22	●	100	
	16	●	100	16	●	100					
ST3,5	9,5	●	100	19	●	100					

DIN 7981 F

~ISO 7049



○ A2

DIN 7981: Standard withdrawn  
Estándar descatálogo